




### KEY FEATURES

- The MIRO™ Flush Pull is an alternative to a sliding door handle and offers a more understated look.
- Internal corners of the pull are rounded to soften the aesthetics.
- A mortice lock with hook bolt is fixed separately and is activated by key or interior turn knob in a rectangular base.
- Matt finish with Enduratec™ delivers up to 10 times the corrosion resistance compared to traditional powder coating.
- Available in black, white and silver.



#### FINISH

Matt finish with AWS' Enduratec™ technology delivers up to 10 times the corrosion resistance compared to traditional powder coating.



#### RECESSED

MIRO™ Flush Pulls are recessed into the door stile giving a lowline flush appearance. The pull projects only 2mm above the face of the stile.








#### HARDWARE MATCH



When using ISEO™ mortice lock on residential doors we can match the 2mm thick pull handle face plate with 2mm thick escutcheons.

#### DIMENSIONS

Height	230mm
Width	45mm
Depth	2mm

#### SUITABLE FOR USE WITH

-  Series 618 MAGNUM™ Sliding Door
-  Series 702 SlideMASTER™ Sliding Door
-  Series 704 SlideMASTER™ Sliding Door
-  Series 704R SlideMASTER™ Sliding Door
-  Series 704B SlideMASTER™ Sliding Door
-  Series 704T SlideMASTER™ Sliding Door

-  Series 731 Thermally Broken Sliding Door
-  Series 852S Thermally Broken Sliding Door