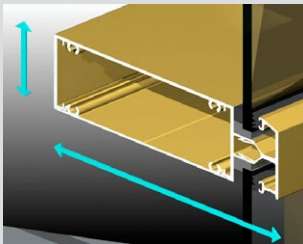
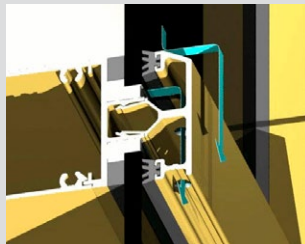


KEY FEATURES

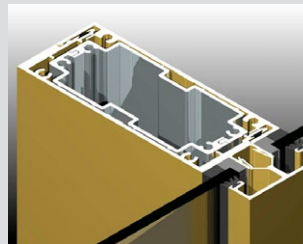
- Series 607 FaceLINE™ shopfront framing 150mm x 50mm with the glazing pocket close to the front face.
- We have designed this front cover framing system with a full depth perimeter frame. This allows us to install the frame into sub-frames without compromising the glazing covers.
- We offer a range of mullion and transom treatments from raised covers through flat covers to structural glazing (no covers).
- There are numerous custom designed extrusions to cater for specific applications. A range of sub-sills cover most installations.
- Sub-head and two piece sub-jambbs that don't compromise the glazing system.
- Numerous door thresholds including weather resisting thresholds for external and internal swing doors.
- Compatible with Series 50, 51 and 52 doors.
- Suitable for 1 and 2-storey buildings.



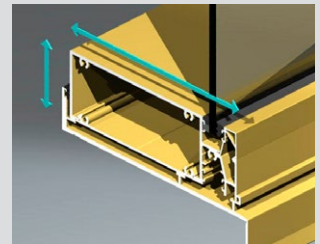
Consistent glazing line is a feature of all AWS Commercial products.



Concealed drainage holes are designed to shed water more efficiently.



Various mullion details for site wind load conditions.



Sub-sill shown above. The central support leg in sub-sill shown above helps support the weight of heavy glass units.

GENERAL

Max Panel Height
Various

Max Panel Width
Various

Max Glass Thickness
10.38mm

Frame Depth
150mm

ENERGY

UW Range
4.2-6.0

SHGC Range
0.35-0.65

WEATHER

Maximum Water
600 Pa.

ACOUSTICS

6.5mm VLam Hush™
Rw34 (0;-3)

10.50mm VLam Hush™
Rw37 (0;-3)

10.38mm Lam
Rw34 (-1;-2)

6.38mm Lam
Rw32 (-2;-3)

Based on tests carried out on Series 400 - similar system.