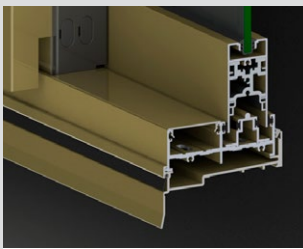



### KEY FEATURES

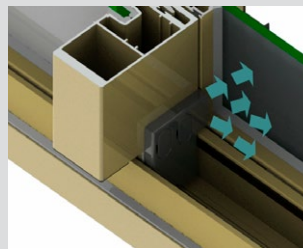
- Bottom rolling sliding door with minimal sill recesses.
- Tested for compliance with relevant Australian Standards.
- The extra strong multi-hollow meeting stiles allow large sliding doors to be fabricated in high wind load areas.
- These panels are always fabricated with low bottom rail and rail stiffeners.
- There are a large variety of door combinations (XF, FX, FXXF, XXF, FXX, FXXXXF, FX^XF, FXX^XXF and cavity sliding doors).
- Compatible with Centor S4 Retractable screens. An alternative stacking fly door system is also available.
- Bottom rolling doors run on heavy duty double or quad bogey wheel carriages up to 300kg with heavy duty quad rollers.
- Sub-sills are fitted with integrated co-extruded Santoprene drainage hole cover flap to prevent blow-back.
- Optional AWS Trickle Vent system can be fitted into tubular sub-head on 102mm and 150mm
- With the correct glass, glass size, seals and hardware, 704B can achieve BAL40 certification.



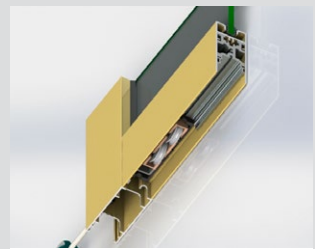
The 35mm sill is rated at 300Pa water resistance based on tests carried out on a similar door/sill configuration.



This door achieved a high water resistance of 450Pa with 55mm high sill.



Patented moulded nylon turbulence diverters protect the meeting stile junction at sill, guiding air and turbulence away from the inside.



Bottom rolling doors run on heavy duty double or quad bogey wheel carriages

#### GENERAL

**Max Frame Height\***  
3300mm

**Max Panel Width\***  
25mm

**Max Glass Thickness**  
24mm

**Frame Depth**  
Various

#### ENERGY

**UW Range**  
2.3-6.2

**SHGC Range**  
0.15- 0.66

#### WEATHER

**Maximum Water**  
300 Pa. (35mm Sill)  
450 Pa. (55mm Sill)

#### ACOUSTICS

**6.38mm Lam**  
Rw30 (0;-1)

**10.38mm Lam**  
Rw31 (-1;-1)

**10.5mm VLam Hush™**  
Rw33 (0;-2)

#### ACOUSTICS

**24.38mm IGU with 6.38mm lam**  
Rw33 (-1;-3)

**24.38mm IGU with 10.38mm lam**  
Rw 35 (0;-2)

Based on tests carried out on the standard Series 704 door



\*Dimensions subject to individual site conditions.  
BAL-40 compliance may limit glass options. Maximum glass size for BAL-40 products is 5m².

[elevatealuminium.com.au/704B](http://elevatealuminium.com.au/704B)