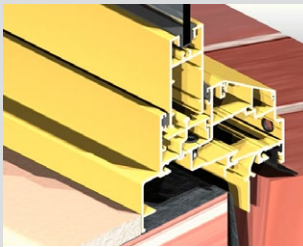



### KEY FEATURES

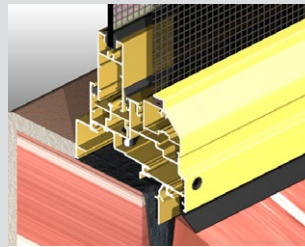
- This 102mm wide high performance sliding window has a soft 2mm diameter radius on the inner edge and a mitred main frame.
- Very high water resistance of 450Pa.
- Single sash design – fixed sidelight beaded into main frame.
- The extra strong meeting stiles allow large sliding windows to be fabricated in high wind load areas.
- Clean splayed and rounded lines for improved appearance.
- A large variety of window combinations are possible (SF, FS, SFS or FSSF) with and without highlights/lowlights.
- Is compatible with all Designer Series windows and doors.
- Opening sashes can be fitted with surface or mortice deadlocks.
- Sashes run on large diameter, heavy duty wheel carriages, including double bogey for very heavy sashes.
- Co-extruded PVC sill seal keeps water out of the system.
- We have a custom splayed flyscreen that matches the adjoining splayed fixed sidelight.



Sliding and fixed options maintain visual consistency. This illustration highlights the 2mm soft radius on the inner edge.



The key to making high performance sliding windows is to use large diameter, high performance wheels. We use sliding door wheels in the 601 and when the panels are double glazed or extra heavy, we use double bogey wheels.



We have designed a custom splayed flyscreen frame to match the adjoining splayed fixed light glazing beads.



This ICON™ mortice lock has a stainless steel face plate. Alternatively we also offer an MIRO™ mortice lock with a cast aluminium powder coated face plate.

#### GENERAL

**Max Panel Height\***  
1500mm

**Max Panel Width\***  
1350mm

**Max Glass Thickness**  
20mm

**Frame Depth**  
102mm

#### ENERGY

**UW Range**  
3.8-6.4

**SHGC Range**  
0.19-0.64

#### WEATHER

**Maximum Water**  
450 Pa.

#### ACOUSTICS

**4mm Float**  
Rw 31 (-1;-2)

**10.38mm Lam**  
Rw 35 (0;-1)

**6.38mm Lam**  
Rw 33 (0;-1)

**4mm /8mm /4mm**  
Rw 32 (0;-2)



\*Dimensions subject to individual site conditions.  
BAL-40 compliance may limit glass options. Maximum glass size for BAL-40 products is 2.92m2.  
[vantagealuminium.com.au/601](http://vantagealuminium.com.au/601)