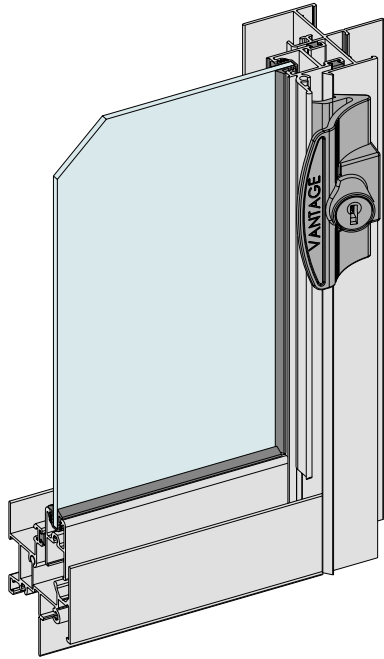
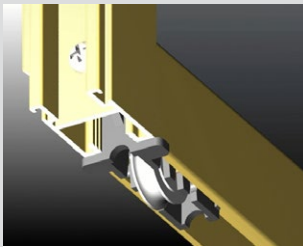


RESIDENTIAL SERIES | SERIES 502-504
RESIDENTIAL SLIDING WINDOW




KEY FEATURES

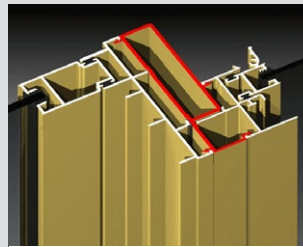
- 50mm frame, high performance residential sliding window. Can be re-handed after installation.
- Opening sashes run on large diameter wheels ensuring smooth operation.
- Standard cam and key type cam handles available and located on the jamb for maximum security.
- Can be fabricated as four light sliders, sliders over sliders and fixed lights out of slider frame.
- Fixed sill has built-in drainage to take care of condensation.
- Fixed highlight/lowlight glass is hard up against the outer face, no ledges to catch dust and beaded from the inside. This allows reglazing without expensive scaffolding.
- Flyscreens tuck into the head and sill, held by nylon clips on the sides with no rivets.
- 102mm frame extender available.
- Numerous meeting stile combinations and weather resisting sills allow this window to be installed in most residential situations in Australia.



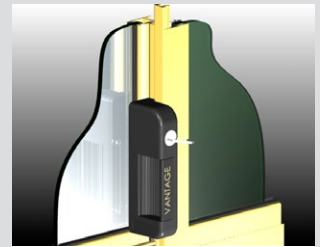
Large diameter wheels used on this product ensure smooth operation for years to come – compare our wheels to the others. Double bogey rollers used for heavy doors.



Our standard slider sill performs well but for exposed locations we offer a higher water resisting sump sill, shown above. The sump sill is also fitted with a proprietary anti-blowback ball valve.



We have numerous couplers for all our windows and doors. The illustration above shows sliding window coupled to sliding door.



For ultimate security we offer a central ventlock. As you turn the key, part of the stile projects into a keeper located in the head. It allows sash to be locked in closed or partly-open positions.

GENERAL

Max Frame Height*
1500mm

Max Panel Width*
1050mm

Max Glass Thickness
6.76mm (20mm w/adaptor)

Frame Depth
50mm

ENERGY

UW Range
2.9-6.4

SHGC Range
0.22-0.73

WEATHER

Maximum Water
450 Pa.

ACOUSTICS

7.25mm Lam
Rw30 (-1;-2)

6.38mm Lam
Rw32 (-1;-2)



*Dimensions subject to individual site conditions.
BAL-40 compliance may limit glass options. Maximum glass size for BAL-40 products is 5m².

vantagealuminium.com.au/504