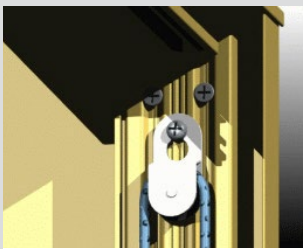



KEY FEATURES

- This full vision vertical sliding sashless double-hung window has been designed to complement our Designer Series range of high performance windows and doors.
- The window has been tested for compliance with the relevant Australian Standards and achieved a high water resistance of 300Pa.
- Offers clear unobtrusive vision as there are no horizontal central sash rails. As one sash is lifted the other lowers (the sashes are counterbalanced via cords and pulleys).
- ClearVENT™ windows can be fitted with external flyscreens.
- Ideal for incorporation into bi-fold or hinged doors where ventilation is required when doors are not in an open position.
- The window is compatible with Designer Series windows and doors, a large range of snap couplers allow these windows to be joined at 90°, 135° and 180° without unsightly rivets or screws.




One sheet of glass counterbalances the weight of the other via a heavy duty ball bearing pulley (rated to 300kg) and high strength cord (rated to 300kg).



Key press lock standard on ClearVENT™ windows.



Two panes of glass slide silently past each other within aluminium guides which fit neatly into the perimeter frame.



Flyscreen fits neatly into screen receptor channels leaving no unsightly recesses for spiders or dust. Screens are secured with custom nylon spring clips that stop the screens from rattling.

GENERAL

Max Panel Height*
1500mm

Max Panel Width*
1200mm

Max Glass Thickness
6mm

Frame Depth
102mm

ENERGY


This system has not been WERS rated.

WEATHER

Maximum Water
300 Pa.

ACOUSTICS

6mm Float
Rw26 (0;0)



*Dimensions subject to individual site conditions.

vantagealuminium.com.au/614